



Simple and easy appearance, in line with contemporary aesthetic concept. The product has the structure and appearance design patent. High efficiency constant current driver, ensure the light source is maximum used. can be easily installed in any type of space, to create amazing light effects, The LED is set back to minimize glare. The main body is made of die-cast aluminum that guarantees optimum heat dissipation with single optic lens family in the most popular sizes and beams with excellent color rendering, and Supreme light quality.

FIELDS OF APPLICATION:

Living spaces, villas, residential, offices, showrooms, hotels, restaurants, buildings, hospitals, shopping malls, supermarket, convention centers, bathrooms, kitchens, outdoor commercial spaces, etc.

The WATERINO Recessed ceiling luminaries adaptable for both indoor and outdoor applications.

High Lumen Efficacy 115 lm/W - UGR<19
 Body - Die cast aluminum housing with solvent free powder coating
 Diffuser - polycarbonate pattern lens
 Glowing Wire Test - 850°
 Temperature - of=20 °C ~ of max=50 °C

WATERINO-A-1-8-27-W-5W



Model --- WATERINO



WATERINO

X X X X X

Size	A			B			C		
Driver	1	2	3	4	5	6	7		
	On/Off	Dali	1-10	Phase Dimming	RGBW	Casambi	Tuya		
Beam Angle	8°			15°			30°		
	50°								
Kelvin	27	30	40	50	60	TUN	1	2	
	2700k	3000k	4000k	5000k	6000k	Tunable	RGB	RGBW	
Finishing	W			B			S		
	white			black			silver		
							X		
							as per requested		
Wattage	5			7			10		
							12		
							15		

Lighting Customization Solution can offer you modifications for environment with higher options as a customized product.

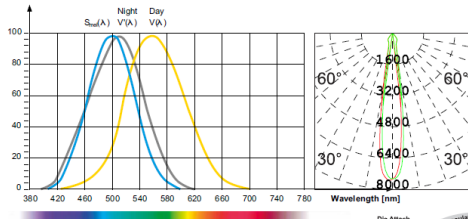
IP65 COB McA Step 3 220-240V



A - Ø 60-55mm	55mm
B - Ø 82-65mm	75mm
C - Ø 105-80mm	95mm

Relative spectral perception of brightness and melanopic effect

Effect as a percentage

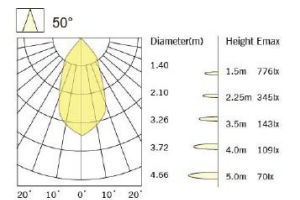
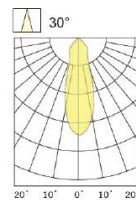
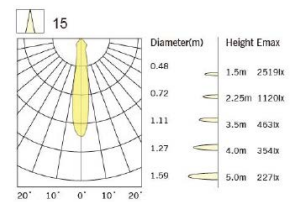
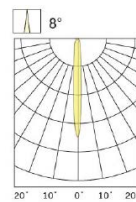
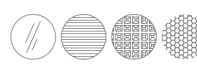


Explanation of the three curves:
 V(A) = Perception of brightness, daytime seeing with the cones
 V'(A) = Nighttime seeing with the rods
 S_M(A) = Melanotin suppression with the photosensitive ganglion cells

Wavelength (nm)



Available Accessories



LED life time		Operating time 1.000 h										
Lamp Lumen Maintenance Factor		1	10	20	30	40	50	60	70	80	90	100
Lamp Survival Factor		1	1	1	1	1	1	1	1	0.99	0.99	0.99
L80	50.000 h	LLMF	1	0.96	0.92	0.88	0.84	0.80	0.76	0.72	0.68	0.60
		LSF	1	1	1	1	1	0.99	0.99	0.99	0.99	0.98
L80	100.000 h	LLMF	1	0.98	0.96	0.94	0.92	0.90	0.88	0.86	0.84	0.80
		LSF	1	1	1	1	1	1	0.99	0.99	0.99	0.99

