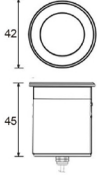


LUMA




922003305LUM-IP65



322003305LUM-IP65



Available Accessories



3W:Ø 42-45mm



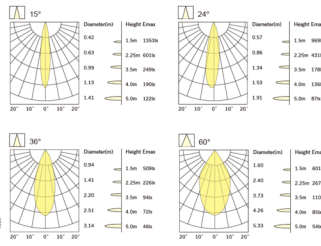
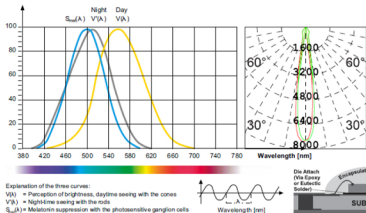
Simple and easy appearance, in line with contemporary aesthetic concept. The product has the structure and appearance design patent. The lamp body adopts high-pressure cast aluminum and aluminum alloy, the surface is coated with outdoor used powder, double anti-corrosion to extend service life. This lawn lamp series uses LED. High efficiency constant current driver, ensure the light source is maximum used.

FIELDS OF APPLICATION

Landscape, Facade, trees, palm trees, green areas

Item No.	Wattage	Lumen	Color Temperature	IP	volt	CRI	PF	Beam Angle
922003305LUM-IP65	3 W	151lm/W	3000k	IP 67	24	90	0.9	15°, 24°, 36°, 60°
322003305LUM-IP65	3 W	151lm/W	3000k	IP 67	24	90	0.9	15°, 24°, 36°, 60°

Relative spectral perception of brightness and melanopic effect
Effect as a percentage



Technical Details

Light Sour	Up light / Steep light
Driver	on/off, Dimmable Phase dimming, 1-10
Voltage	220-240V /24V
Life Span	35000Hr
Temperature	ta=20°C-50°C
Diffuser	-----

Product Details

Finish	Black, White, Silver
Material	Dia cast aluminum
Application	-----
Warranty	3 YEARS
Class	-----

LED life time		Operating time 1.000 h											
Lamp Lumen Maintenance Factor	1	10	20	30	40	50	60	70	80	90	100		
Lamp Survival Factor	1	1	1	1	1	1	1	1	0.99	0.99	0.99		
L80	50.000 h	LLMF	1	0.96	0.92	0.88	0.84	0.80	0.76	0.72	0.68	0.64	0.60
		LSF	1	1	1	1	1	1	0.99	0.99	0.99	0.99	0.98
L80	100.000 h	LLMF	1	0.98	0.96	0.94	0.92	0.90	0.88	0.86	0.84	0.82	0.80
		LSF	1	1	1	1	1	1	1	0.99	0.99	0.99	0.99

